

TECHNICAL SPECIFICATION

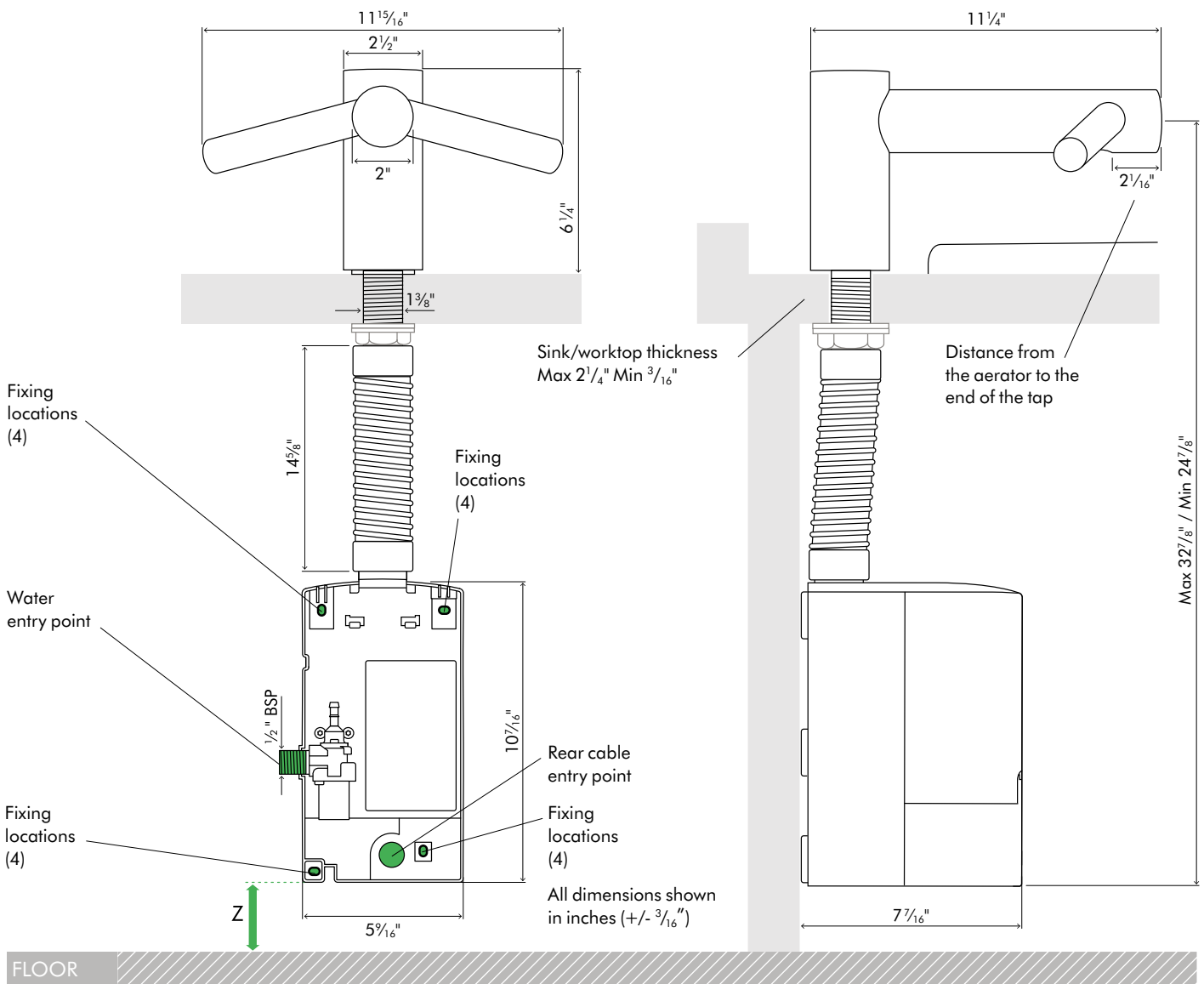
WD WD WD
04 05 06



Short

FRONT ELEVATION

SIDE ELEVATION



Tap dimensions

WD04 Height 6 1/4" Width 11 15/16" Depth 11 1/4"

Motor bucket dimensions

WD04 Height 10 7/16" Width 5 9/16" Depth 7 1/16"

Minimum clearance

Z 4" clearance from floor. (ADA requires 9" toe clearance).

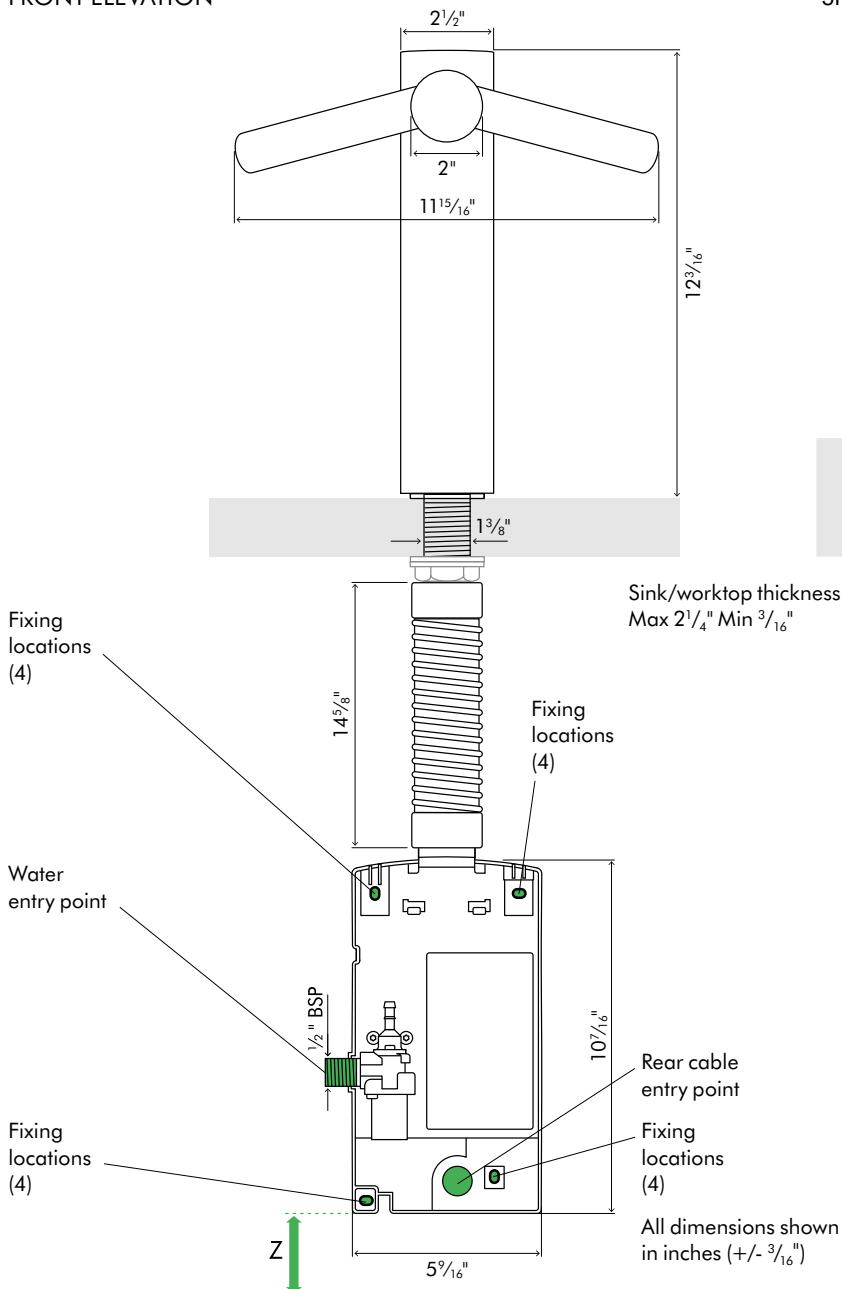
TECHNICAL SPECIFICATION



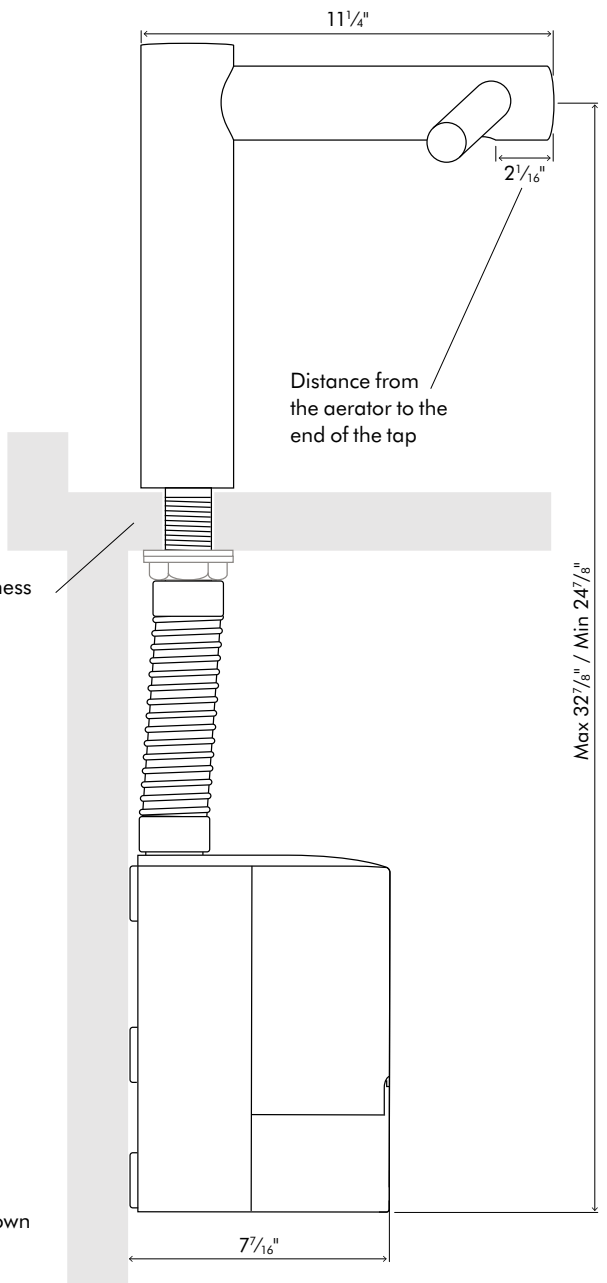
Tall

WD WD WD
04 05 06

FRONT ELEVATION



SIDE ELEVATION



Tap dimensions

WD05 Height 12 3/16" Width 11 15/16" Depth 11 1/4"

Motor bucket dimensions

WD05 Height 10 7/16" Width 5 1/16" Depth 7 1/16"

Minimum clearance

Z 4" clearance from floor. (ADA requires 9" toe clearance).

TECHNICAL SPECIFICATION

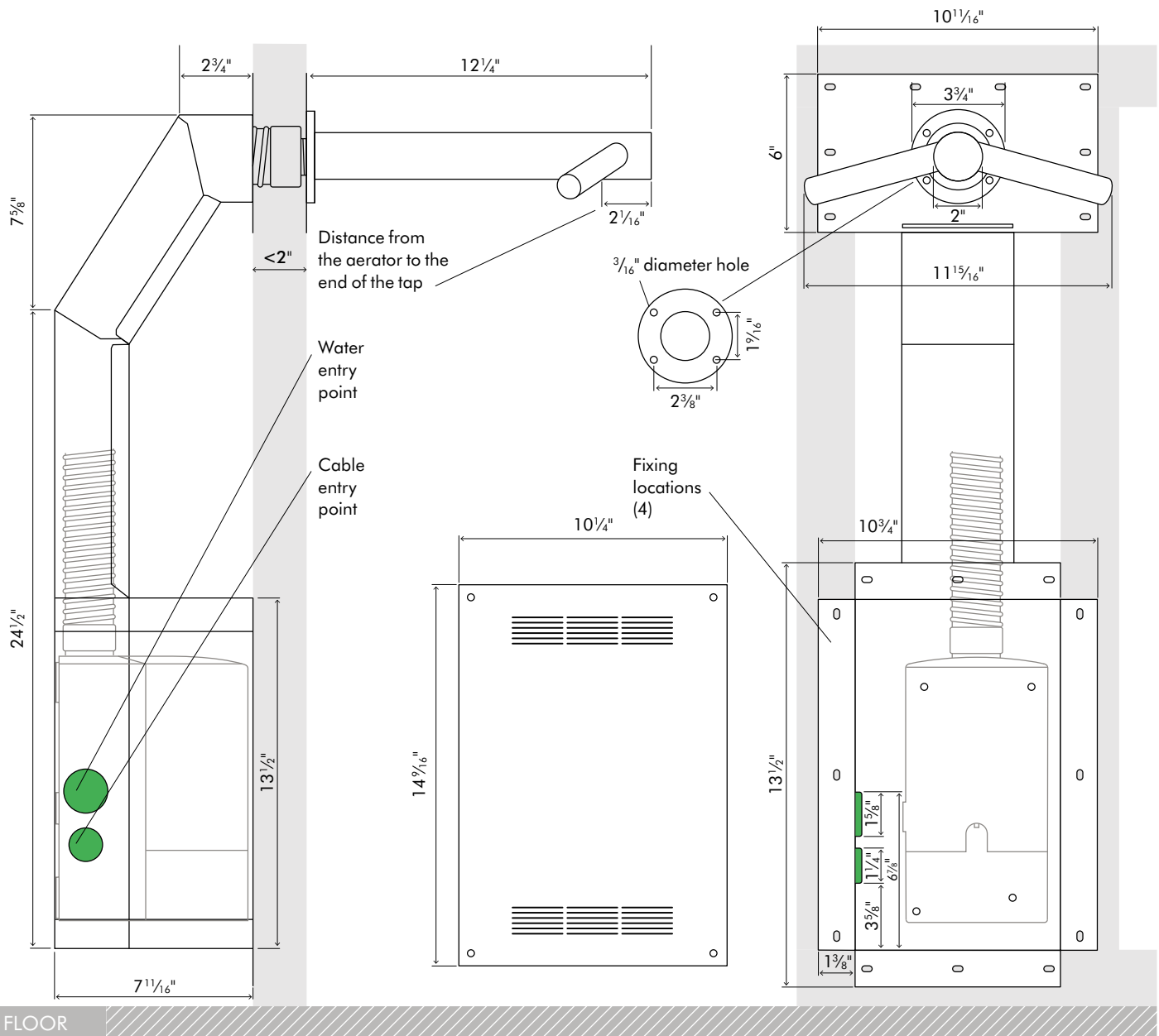
WD WD WD
04 05 06



Wall

SIDE ELEVATION

FRONT ELEVATION



Tap dimensions

WD06 Length 12 1/4" Width 11 15/16"

Motor bucket dimensions

WD06 Height 10 7/16" Width 5 9/16" Depth 7 7/16"

Minimum clearance

Suggested installation height 37 9/16" from finished floor to center of tap, depending on height of sink. Check installation guide for further details.

TECHNICAL SPECIFICATION

WD WD WD
04 05 06



WD06 Wall installation

The Dyson Airblade Wash+Dry hand dryer is designed so that the motor unit is located behind the stud wall within a metal enclosure which is supplied with the Dyson Airblade Wash+Dry hand dryer (Fig.1). The vertical wall studs must be constructed so as to allow the metal enclosure to be fitted between them (Fig.2). One of the horizontal wall studs must be fitted a) so it holds the main weight of the metal duct and the unit, and b) so it is in the correct position for the tap stem.

For complete instructions, please refer to the printed installation guide supplied with the machine. It's also available online at www.dysoncanada.ca

Fig.1



Fig.2

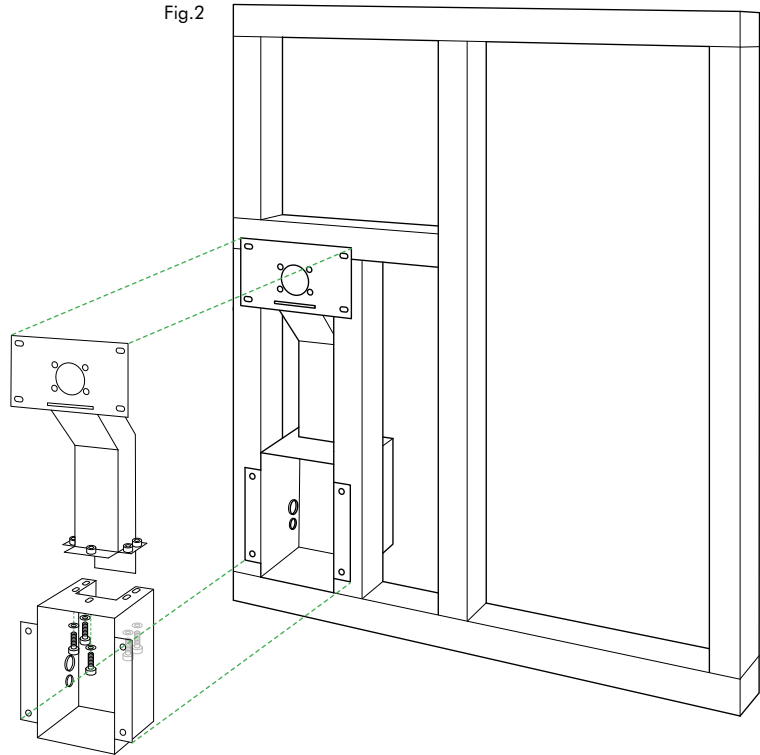


Fig.3

Install plasterboard.

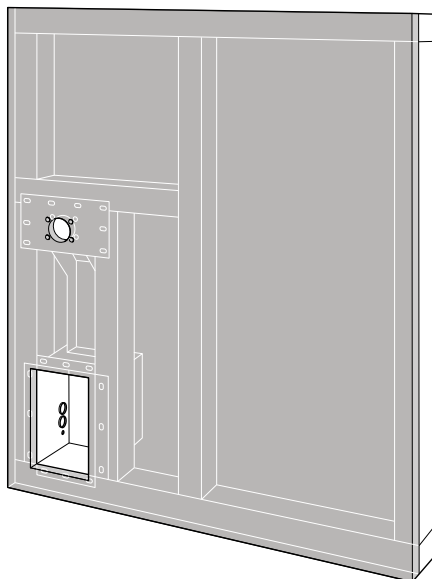
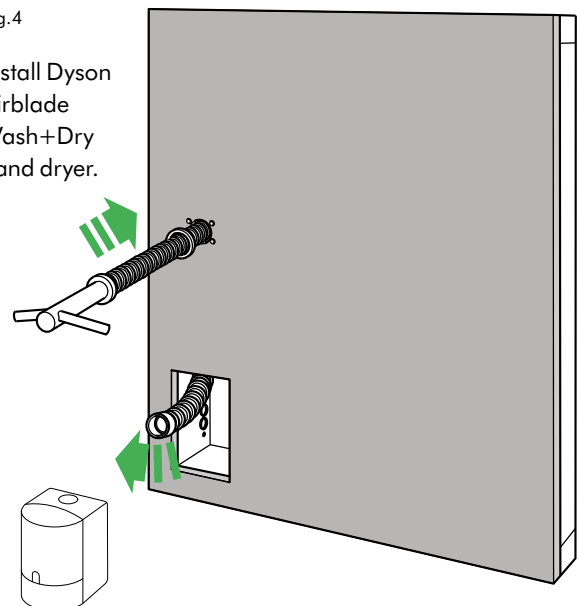


Fig.4

Install Dyson Airblade Wash+Dry hand dryer.



TECHNICAL SPECIFICATION

WD WD WD
04 05 06

Electrical

Input voltage/Frequency: 100-110V 50-60Hz; 120V 60Hz

Motor specification: 1000W digital brushless motor

Operating temperature range: 0°-40°C, 32°- 104°F

Heater type: None

Standby power consumption: Less than 0.5 W

Construction

Tap construction: Stainless steel (brushed)

Under counter motor assembly construction: Moulded ABS (main unit)

Exterior screw type: Torx T15

Water ingress protection to IP35

Filter

HEPA filter (glass fiber and fleece prelayer)

Capture 99.97% of particles the size of bacteria as small as 0.3 microns from the washroom air.

Operation

Touch-free infra-red activation

Hand dry time measurement: 14 seconds¹

Operation lock-out period: 30 seconds

Airspeed at apertures: 533 km/h/ 331 mph

Maximum altitude: 6,562 ft. / 2,000 meters

Water operation

Water flow rate: 1.9 lpm low flow fitted aerator.

3.8 lpm with aerator supplied with product.

Water temperature control: Thermostatic mixer recommended (not supplied)

Water pressure required: 1-8 bar

Equipped with automatic flush – every 24 hours for 60 seconds after the last use.

Logistics

Net weight: WD04 9.39 lb; WD05 10.01lb; WD06 20.97lb

Packaged weight: WD04 14.90lb; WD05 16.27lb; WD06 30.09lb

Packaged dimensions: WD04 H11⁷/₈" × W11¹/₈" × D11¹/₂"
WD05 H17" × W10⁷/₈" × D11⁵/₁₆"
WD06 H24" × W14³/₄" × D11⁷/₈"

Sink specification

The Dyson Airblade Wash+Dry hand dryer is compatible with most sink types. Ensure plugs are not installed in the sinks and avoid inserts with embedded plugs (e.g. ones that swivel or elevate).

Using a specially designed test method, Dyson engineers evaluated the user experience of a wide range of sink types when used with the Dyson Airblade Wash+Dry hand dryer. For further details on our recommended sinks, please see the guide on our website dyson.com/docs

We recommend avoiding sinks with the following geometric characteristics; Flat bases immediately surrounding the drain hole. (nominally within a 2⁵/₁₆" radius).

Sloping back and front wall transitions in relation to the base of the sink. See our pre-installation guide for further details: www.dysoncanada.ca

Sink dimensions:

All sink measurements are internal unless stated otherwise.

Minimum width of sink: 15", Front to back – Minimum: 13"

Minimum depth of sink: 5"

Maximum depth of sink for WD05 only: 8"

(External measurement of vessel sink)

Sink materials: Sinks with highly polished surfaces should be avoided, e.g. reflective chrome. Porcelain or brushed metal is ideal. When multiple taps are installed side-by-side, tap centers should be a minimum of 22⁷/₈" apart.

Standard warranty

5 year parts and labour.

Product range

WD04 Short



WD05 Tall



WD06 Wall



Further documents are available online to download.

Pre-installation guide.

Installation guide.

Dyson Airblade Wash+Dry hand dryer brochure.

Cleaning guide.

CAD drawings.

Installation videos.



The Carbon label is a trademark of the Carbon Trust. HACCP International non-food certification mark is the registered trademark of HACCP International. HACCP International have certified Dyson products based on their recommended installation and operating conditions. Licensed by Dyson. Quiet Mark is a trade mark of the Noise Abatement Society.

For further information please contact Dyson.
1-866-236-3884 Commercial.Sales@dyson.com
www.dysoncanada.ca